

**B.PRO**  
CATERING SOLUTIONS



# SHELF TROLLEYS

**A large fleet to handle the demands of everyday kitchen life**



← Smooth surfaces for easy cleaning and hygienic use

← Push-through protection on both sides

← Sturdy design thanks to welded cross struts on both sides

# HAVE A GOOD TRIP

## Shelf trolleys from B.PRO Catering Solutions. Quality comes first.

B.PRO shelf trolleys impress with their carefully considered combination of stability and mobility. After all, food also needs to be safely transported from A to B.

The high-grade craftsmanship is particularly evident in the details: the tube clamps feature a smooth surface, meaning no tapering or dirty edges, and improved design.

Loading, storing, transporting and serving. B.PRO shelf trolleys are designed for multifunctional use and offer ample space for GN containers, GN sheets, GN trays and GN grates.

Select from 19 models and a range of useful accessories with stainless steel and Resopal panelling, as well as dust protection and insulating hoods.

Look forward to using a strong trolley fleet that offers the perfect model for every occasion.

### **B.PRO shelf trolleys: Sturdy design for everyday use.**



#### **Rugged to handle everyday use**

The robust, all-round base frame adds extra stability, while also protecting the support rails from deformation.



#### **Safety first**

The special U-profile of the support rails acts as an integrated tip safety device.



#### **Connected crosswise**

Cross struts increase the overall stability. Thanks to their offset arrangement, they can also be used as support rails.



#### **Smooth surface**

Tube clamps without tapering. This not only ensures a beautiful and functional design, but also simplifies hygienic cleaning, as areas where dirt can accumulate are minimised.



#### **Also safe during transport**

The push-through protection is fitted on both sides and supports safe transport in both directions.



#### **Bumper rail fitted as standard**

All shelf trolleys are equipped with a strong bumper rail. They protect the trolley and inventory against damage.

## B.PRO SHELF TROLLEYS



Model	RWRA 850 Shelf trolley	RWRA 850/900 Shelf trolley	RWRA 851 Shelf trolley	RWRA 851/900 Shelf trolley	RWRA 852 Shelf trolley
Special features	with worktop				2-piece with worktop
Dimensions (L x W x H)	460 x 613 x 845 mm	460 x 613 x 900 mm	662 x 733 x 845 mm	662 x 733 x 900 mm	820 x 613 x 845 mm
Support pairs	8 pair				16 pair
Support spacing	73 mm				
Capacity	8 GN 1/1 or 16 GN 1/2	8 GN 1/1 or 16 GN 1/2	8 GN 2/1 or 16 GN 1/1	8 GN 2/1 or 16 GN 1/1	16 GN 1/1 or 32 GN 1/2
Weight (synthetic castors)	13 kg	approx. 13 kg	17 kg	approx. 17 kg	22 kg
Load-bearing capacity	100 kg	100 kg	200 kg	200 kg	180 kg
Castor model	125 mm in diameter, 4 steering castors, 2 of which have brakes				
Castor version Order no.	Synthetic* <b>572 926</b>	Synthetic* <b>569 966</b>	Synthetic* <b>572 928</b>	Synthetic* <b>569 967</b>	Synthetic* <b>572 930</b>
Castor version Order no.	Galvanised steel <b>572 925</b>		Galvanised steel <b>572 927</b>		Galvanised steel <b>572 929</b>


\* Corrosion-resistant in compliance with DIN 18867-8



Model	RWR 160 Shelf trolley	RWR 160-20 Shelf trolley	RWR 161 Shelf trolley	RWR 161-20 Shelf trolley
Dimensions (L x W x H)	460 x 613 x 1645 mm	460 x 613 x 1800 mm	662 x 733 x 1645 mm	662 x 733 x 1800 mm
Support pairs	18 pair	20 pair	18 pair	20 pair
Support spacing	73 mm	73 mm	73 mm	73 mm
Capacity	18 GN 1/1 or 36 GN 1/2	20 GN 1/1 or 40 GN 1/2	18 GN 2/1 or 36 GN 1/1	20 GN 2/1 or 40 GN 1/1
Weight (synthetic castors)	15 kg	19 kg	25 kg	
Load-bearing capacity	200 kg			
Castor model	125 mm in diameter, 4 steering castors, 2 of which have brakes			
Castor version Order no.	Synthetic* <b>572 934</b>	Synthetic* <b>572 303</b>	Synthetic* <b>572 936</b>	Synthetic* <b>572 304</b>
Castor version Order no.	Galvanised steel <b>572 933</b>	Galvanised steel <b>568 497</b>	Galvanised steel <b>572 935</b>	Galvanised steel <b>568 498</b>

\* Corrosion-resistant in compliance with DIN 18867-8

## B.PRO SHELF TROLLEYS



Model	RWRR 161 Shelf trolley	RWRE 161 Shelf trolley	RWRE 162 Shelf trolley	RWR-VP 163 Shelf trolley	RWR SK-161 Shelf trolley
Special features	when empty, can be pushed into each other to save space	for roll-in refrigerators	2-piece	for storing and providing pre-portioned and lidded cold items	Salad and dessert serving trolley with serving doors
Dimensions (L x W x H)	662 x 734 x 1645 mm	587 x 658 x 1645 mm	820 x 613 x 1645 mm	671 x 832 x 1675 mm	662 x 733 x 1645 mm
Support pairs	18 pair		36 pair	12 pair	5 pair + 9 pair
Support spacing	73 mm			115 mm	115 mm + 73 mm
Capacity	18 GN 2/1 or 36 GN 1/1	18 GN 2/1 or 36 GN 1/1	36 GN 1/1 or 72 GN 1/2	24 EN trays	14 GN 2/1-20 or 14 BZG 2/1-20
Weight (synthetic castors)	25 kg		29 kg	18 kg	30 kg
Load-bearing capacity	200 kg			240 kg	200 kg
Castor model	125 mm in diameter, 4 steering castors, 2 of which have brakes				
Castor version Order no.	Synthetic* <b>572 938</b>	Synthetic* <b>572 940</b>	Synthetic* <b>572 942</b>	Synthetic* <b>572 923</b>	Synthetic* <b>572 944</b>
Castor version Order no.	Galvanised steel <b>572 937</b>	Galvanised steel <b>572 939</b>	Galvanised steel <b>572 941</b>	Galvanised steel <b>572 945</b>	Galvanised steel <b>572 943</b>

\* Corrosion-resistant in compliance with DIN 18867-8

We will be happy to provide you with additional information on these products and the entire B.PRO product line on request (see back for address).

## B.PRO SHELF TROLLEYS FOR USE WITH COOK & CHILL



Model	RWR 2 Shelf trolley	RWR 3 Shelf trolley	RWR 2-A Shelf trolley	RWR 3-A Shelf trolley
Special features	2-piece, for hanging GN containers	3-piece, for hanging GN containers	2-piece, with mount, for hanging GN containers	3-piece, with mount, for hanging GN containers
Dimensions (L x W x H)	812 x 625 x 900 mm	1171 x 614 x 908 mm	812 x 625 x 1200 mm	1171 x 818 x 1207 mm
Support pairs	6 pair + 2 pair	9 pair + 3 pair	6 pair + 2 pair + 2 pair in mount	9 pair + 3 pair + 3 pair in mount
Support spacing	165 mm			
Capacity	8 GN 1/1	12 GN 1/1	10 GN 1/1	15 GN 1/1
Weight (synthetic castors)	17 kg	23 kg	22 kg	31 kg
Load-bearing capacity	60 kg	70 kg		80 kg
Castor model	125 mm in diameter, 4 steering castors, 2 of which have brakes			
Castor version Order no.	Synthetic* <b>572 305</b>	Synthetic* <b>572 306</b>	Synthetic* <b>572 307</b>	Synthetic* <b>572 308</b>
Castor version Order no.	Galvanised steel <b>568 432</b>	Galvanised steel <b>568 446</b>	Galvanised steel <b>568 403</b>	Galvanised steel <b>568 416</b>

## B.PRO SHELF TROLLEYS FOR USE WITH COOK & CHILL



Modell	RWR 3 KS Shelf trolley	RWR 3-A KS Shelf trolley
Special features	for the provision of food for portioning on a conveyor, for rolling into the cooling station, with one-piece bottom plate	
Dimensions (L x W x H)	approx. 1171 x 614 x 909 mm	approx. 1171 x 818 x 1206 mm
Support pairs	3 x 7 pair + 3 pair	3 x 7 pair + 3 pair + 3 pair in mount
Support spacing	82 mm	
Capacity	24 x GN 1/1 or 48 x GN 1/2	27 x GN 1/1 or 54 x GN 1/2
Weight (synthetic castors)	approx. 30 kg	approx. 38 kg
Castor model	125 mm in diameter, 4 steering castors, 2 of which have brakes	
Castor version Order no.	Synthetic* <b>573 384</b>	Synthetic* <b>573 386</b>

\* Corrosion-resistant in compliance with DIN 18867-8

## B.PRO SHELF TROLLEYS FOR USE WITH COOK & CHILL



Modell	RWR 4 KS Shelf trolley	RWR 4-A KS Shelf trolley	RWR 161 KS Shelf trolley
Special features	for the provision of food for portioning on a conveyor, for rolling into the cooling station, with one-piece bottom plate		for the provision of pre-portioned food on trays on the conveyor, for rolling into the cooling station, with one-piece bottom plate
Dimensions (L x W x H)	approx. 1527 x 614 x 909 mm	approx. 1527 x 818 x 1206 mm	approx. 663 x 734 x 1647 mm
Support pairs	4 x 7 pair + 4 pair	4 x 7 pair + 4 pair + 4 pair in mount	18 pair
Support spacing	82 mm		73 mm
Capacity	32 x GN 1/1 or 64 x GN 1/2	36 x GN 1/1 or 72 x GN 1/2	18 x GN 2/1 or 36 x GN 1/1
Weight (synthetic castors)	approx. 30 kg	approx. 38 kg	--
Castor model	125 mm in diameter, 4 steering castors, 2 of which have brakes		
Castor version Order no.	Synthetic* <b>575 377</b>	Synthetic* <b>575 378</b>	Synthetic* <b>575 379</b>

\* Corrosion-resistant in compliance with DIN 18867-8

## B.PRO SHELF TROLLEYS FOR USE WITH EUTECTIC PLATES



Model	RWR-EP 23 Shelf trolley	RWR-EP 46 Shelf trolley
Special features	for transporting and storing eutectic plates in cold storage houses	
Dimensions (L x W x H)	464 x 619 1675 mm	668 x 739 x 1675 mm
Support pairs	23 pair	
Support spacing	58 mm	
Capacity	23 eutectic plates (lengthwise insertion)	46 eutectic plates (crosswise insertion)
Weight (synthetic castors)	31 kg	39 kg
Load-bearing capacity	200 kg	
Castor model	125 mm in diameter, 4 steering castors, 2 of which have brakes	
Castor version Order no.	Synthetic* <b>573 962</b>	Synthetic* <b>573 963</b>

\* Corrosion-resistant in compliance with DIN 18867-8

## B.PRO SHELF TROLLEYS FOR EURO CONTAINERS OR BAKING TRAYS



Shown with Euro containers

Model	RWR-E 6 x 4 Shelf trolley to transport Euro containers	RWR-B 6 x 4 Shelf trolley to transport baking trays
Special features	For 600 x 400 mm Euro containers	For 600 x 400 mm baking trays
Dimensions (L x W x H)	686 x 536 x 1515 mm	686 x 536 x 1729 mm
Support pairs	5 pairs	20 pairs
Support spacing	245 mm	73 mm
Capacity	5 E2 Euro containers 600 x 400 x 200 mm	20 baking trays 600 x 400 mm
Weight (synthetic castors)	14 kg	21.5 kg
Load-bearing capacity per support pair	25 kg	25 kg
Overall load-bearing capacity	125 kg	200 kg
Castor model	125 mm in diameter, 4 steering castors, 2 of which have brakes	
Castor version Order no.	Synthetic* <b>575 102</b>	Synthetic* <b>575 104</b>
Castor version Order no.	Galvanised steel <b>575 103</b>	Galvanised steel <b>575 105</b>

\* Corrosion-resistant in compliance with DIN 18867-8

## B.PRO TRANSPORT TROLLEYS FOR EURO CONTAINERS



Model	TRE 6 x 4 Platform trolley for Euro containers	TRE 6 x 4 Platform trolley for Euro containers	TWE 6 x 4 Transport trolley for Euro containers
Special features	With push handle	Without push handle	
Dimensions (L x W x H)	742 x 430 x 950 mm	640 x 430 x 201 mm	940 x 700 x 1585 mm
Platform height	201 mm	201 mm	
Platform size	640 x 430 mm	640 x 430 mm	Capacity: 12 E2 boxes
Weight	10 kg	8 kg	50 kg
Overall load-bearing capacity	120 kg	120 kg	350 kg (175 kg per shelf)
Castor model	125 mm in diameter, 4 steering castors, 2 of which have brakes	125 mm in diameter, 4 steering castors, 2 of which have brakes	160 mm in diameter, 2 fixed castors, 2 steering castors with brakes
Castor version Order no.	Synthetic* <b>575 098</b>	Synthetic* <b>575 096</b>	-
Castor version Order no.	Galvanised steel <b>575 099</b>	Galvanised steel <b>575 097</b>	Galvanised steel <b>575 101</b>

\* Corrosion-resistant in compliance with DIN 18867-8

### Details

### Optional for TWE 6 x 4









TWE 6 x 4 with ergonomic push handle



TWE 6 x 4 with optional push-through protection on both sides

## ACCESSORIES

Illustration	Model	Designation	For models	Order no.
	<b>Dust protection hood for shelf trolley</b>	<b>Dust protection hood</b> consisting of transparent, tear-proof polyethylene, 200 µ, 5-sided protection, with zip fastener	RWR 160	<b>568 771</b>
			RWR 161	<b>568 772</b>
			RWRR 161	<b>568 757</b>
			RWRR 162	<b>568 773</b>
			RWR-VP 163	<b>573 018</b>
	<b>Insulating hood for shelf trolley</b>	<b>Insulating hood</b> , interior and exterior sides made of food-safe, tear-resistant polyethylene, 300 µ, filling: polypropylene 3 mm thick, aluminised on both sides, 5-sided protection, with Velcro fastener (not suitable for RWR with panelling)	RWR 160	<b>568 774</b>
			RWR 161	<b>568 775</b>
			RWRR 161	<b>568 905</b>
			RWRR 162	<b>568 776</b>
	<b>Panelling made of stainless steel</b>	<b>Panelling</b> , 2- or 3-sided made of stainless steel	for all RWR models	<b>Please specify when ordering</b>
	<b>Top surface</b>	<b>Trolley top</b> made of stainless steel	RWR 160 RWR 161 RWR 162	
	<b>Push handle</b>	<b>Push handle</b> made of stainless steel, not possible in combination with dust protection or insulating hoods	RWR 2, RWR 3, RWR 2-A, RWR 3-A, RWR 160, RWR 160-20, RWR 161, RWR 161-20, RWR 162	
	<b>Transport safety catch</b>	<b>Transport locking bar</b> made of stainless steel	RWR 160, RWR 161, RWR 162, RWR-VP 163, RWR 160-20, RWR 161-20, RWRA 850, RWRA 851, RWRA 852, RWR 751	
not shown	<b>Stainless-steel castors</b>	Stainless-steel castors	all RW	

## THE B.PRO GROUP

Our customers are as diverse and varied as our portfolio. To meet a wide range of requirements, we pool our expertise and resources in two specialist business units: B.PRO Catering Solutions – Products and systems for professional commercial kitchens. ENOXX Engineering – Custom-made high-precision parts produced from stainless steel, aluminium or synthetics for industry.

B.PRO has been certified to DIN EN ISO 9001:2015 across all business units and is committed to structured processes, as well as a high degree of reliability and customer focus.

B.PRO GmbH  
B.PRO Catering Solutions  
P.O. Box 13 10  
75033 Oberderdingen  
Germany  
Phone +49 7045 44-81900  
[catering.export@bpro-solutions.com](mailto:catering.export@bpro-solutions.com)  
[www.bpro-solutions.com](http://www.bpro-solutions.com)

**B.PRO**  
CATERING SOLUTIONS