

B.PRO
CATERING SOLUTIONS



TRAY TRANSPORT TROLLEYS

Hygienic, safe and reliable – for smooth
food distribution using the tray system.

B.PRO TRAY TRANSPORT TROLLEYS FACILITATE SAFE AND HYGIENIC FOOD DISTRIBUTION THANKS TO SEAMLESS LEDGES, ERGONOMIC EASE OF USE AND NUMEROUS EQUIPMENT OPTIONS.

HIGH-QUALITY

HARD-WEARING

PERFECTLY DESIGNED

STRONG SUPPORT

Tray transport trolleys from B.PRO Catering Solutions.



SUPERIOR APPEARANCE IN
AN AWARD-WINNING DESIGN,
INDIVIDUALLY MATCHED
TO YOUR REQUIREMENTS.

B.PRO tray transport trolleys (TTW) really fit the bill: thanks to seamlessly deep-drawn support ledges, trays can be loaded and cleared quickly. Four extra-long push handles offer an ergonomic handle height for every member of the team, making the trolleys easy to push, pull and manoeuvre – regardless of body height and even with open doors. The intelligent design ensures the best











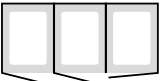



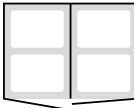
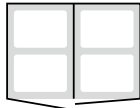
hygiene with minimum cleaning effort. This saves you valuable time.

B.PRO TRANSPORT TROLLEYS SIMPLIFY YOUR DAILY FOOD DISTRIBUTION PROCESSES WITH THE TRAY SYSTEM – IN A QUALITY THAT IS SURE TO IMPRESS.











IMPRESSIVE BOTH OUTSIDE AND IN







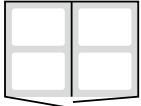



B.PRO TRAY TRANSPORT TROLLEY, SINGLE-WALLED






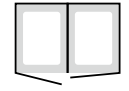
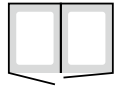
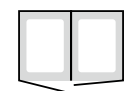
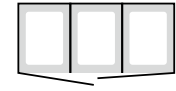
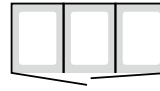
	   					   			
	   					   			
FOR EURONORM TRAYS	TTW 16-115 EZE	TTW 20-115 EZE	TTW 24-115 EDE	TTW 30-115 EDE	FOR EURONORM OR GASTRONORM TRAYS	TTW 16-115 EEU	TTW 20-115 EEU	TTW 32-115 EZU	TTW 40-115 EZU
Model	Tray transport trolleys, single-walled, for Euronorm trays				Model	Tray transport trolleys, single-walled, for Euronorm or Gastronorm trays			
Basic equipment	<ul style="list-style-type: none">- Single-walled HS standard model in compliance with DIN 18865-9 HS- Deep-drawn support ledges with spacing of 115 mm- With 2 vertical, ergonomic push handles on the left and right of the short side- Rugged, all-round bumper rail- Castors 160 mm in diameter, 2 fixed castors and 2 steering castors with brakes, galvanised steel				Basic equipment	<ul style="list-style-type: none">- Single-walled HS standard model in compliance with DIN 18865-9 HS- Deep-drawn support ledges with spacing of 115 mm- With 2 vertical, ergonomic push handles on the left and right of the short side- Rugged, all-round bumper rail- Castors 160 mm in diameter, 4 steering castors, 2 of which have brakes, galvanised steel			
Hinged doors/cabinet compartments	2/2	2/2	3/3	3/3	Hinged doors/cabinet compartments	1/1	1/1	2/2	2/2
Capacity	16 Euronorm trays, lengthwise insertion	20 Euronorm trays, lengthwise insertion	24 Euronorm trays, lengthwise insertion	30 Euronorm trays, lengthwise insertion	Capacity	16 Euronorm or Gastro-norm trays, crosswise insertion	20 Euronorm or Gastro-norm trays, crosswise insertion	32 Euronorm or Gastro-norm trays, crosswise insertion	40 Euronorm or Gastro-norm trays, crosswise insertion
Space between ledges	115 mm	115 mm	115 mm	115 mm	Space between ledges	115 mm	115 mm	115 mm	115 mm
Dimensions L x W x H (mm)	1115 x 754 x 1365 mm	1115 x 754 x 1595 mm	1537 x 754 x 1365 mm	1537 x 754 x 1595 mm	Dimensions L x W x H (mm)	870 x 956 x 1365 mm	870 x 956 x 1595 mm	1452 x 956 x 1365 mm	1452 x 956 x 1595 mm
Weight (kg)	84 kg	94 kg	158 kg	162 kg	Weight (kg)	70 kg	76 kg	116 kg	130 kg
Order no.	575 553	575 554	575 555	575 556	Order no.	575 561	575 562	575 563	575 564
FOR GASTRO-NORM TRAYS	TTW 16-115 EZG	TTW 20-115 EZG	TTW 24-115 EDG	TTW 30-115 EDG					
Model	Tray transport trolleys, single-walled, for Gastronorm trays								
Basic equipment	<ul style="list-style-type: none">- Single-walled HS standard model in compliance with DIN 18865-9 HS- Deep-drawn support ledges with spacing of 115 mm- With 2 vertical, ergonomic push handles on the left and right of the short side- Rugged, all-round bumper rail- Castors 160 mm in diameter, 2 fixed castors and 2 steering castors with brakes, galvanised steel								
Hinged doors/cabinet compartments	2/2	2/2	3/3	3/3					
Capacity	16 Euronorm trays, lengthwise insertion	20 Euronorm trays, lengthwise insertion	24 Euronorm trays, lengthwise insertion	30 Euronorm trays, lengthwise insertion					
Space between ledges	115 mm	115 mm	115 mm	115 mm					
Dimensions L x W x H (mm)	1025 x 754 x 1365 mm	1025 x 754 x 1595 mm	1402 x 754 x 1365 mm	1402 x 754 x 1595 mm					
Weight (kg)	84 kg	90 kg	150 kg	154 kg					
Order no.	575 557	575 558	575 559	575 560					



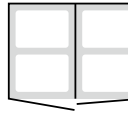
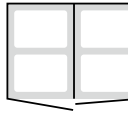
B.PRO TRAY TRANSPORT TROLLEYS, **DOUBLE-WALLED, INSULATED**

					
					
FOR EURONORM TRAYS	TTW 16-115 DZE	TTW 20-115 DZE	TTW 24-115 DZE	TTW 24-115 DDE	TTW 30-115 DDE
Model	Tray transport trolleys, double-walled, insulated, for Euronorm trays				
Basic equipment	<ul style="list-style-type: none">- Double-walled, insulated, HS standard model in compliance with DIN 18865-9- Deep-drawn support ledges with spacing of 115 mm- With 2 vertical, ergonomic push handles on the left and right of the short side- Rugged, all-round bumper rail- Castors 160 mm in diameter, 2 fixed castors and 2 steering castors with brakes, galvanised steel				
Hinged doors/cabinet compartments	2/2	2/2	2/2	3/3	3/3
Capacity	16 Euronorm trays, lengthwise insertion	20 Euronorm trays, lengthwise insertion	24 Euronorm trays, lengthwise insertion	24 Euronorm trays, lengthwise insertion	30 Euronorm trays, lengthwise insertion
Space between ledges	115 mm	115 mm	115 mm	115 mm	115 mm
Dimensions L x W x H (mm)	1115 x 754 x 1365 mm	1115 x 754 x 1595 mm	1115 x 754 x 1825 mm	1537 x 754 x 1365 mm	1537 x 754 x 1595 mm
Weight (kg)	97 kg	110 kg	145 kg	175 kg	182 kg
Order no.	575 565	575 566	575 587	575 567	575 568
FOR GASTRO-NORM TRAYS	TTW 16-115 DZG	TTW 20-115 DZG	TTW 24-115 DZG	TTW 24-115 DDG	TTW 30-115 DDG
Model	Tray transport trolleys, double-walled, insulated, for Gastronorm trays				
Basic equipment	<ul style="list-style-type: none">- Double-walled, insulated, HS standard model in compliance with DIN 18865-9- Deep-drawn support ledges with spacing of 115 mm- With 2 vertical, ergonomic push handles on the left and right of the short side- Rugged, all-round bumper rail- Castors 160 mm in diameter, 2 fixed castors and 2 steering castors with brakes, galvanised steel				
Hinged doors/cabinet compartments	2/2	2/2	2/2	3/3	3/3
Capacity	16 Gastronorm trays, lengthwise insertion	20 Gastronorm trays, lengthwise insertion	24 Gastronorm trays, lengthwise insertion	24 Gastronorm trays, lengthwise insertion	30 Gastronorm trays, lengthwise insertion
Space between ledges	115 mm	115 mm	115 mm	115 mm	115 mm
Dimensions L x W x H (mm)	1025 x 754 x 1365 mm	1025 x 754 x 1595 mm	1025 x 754 x 1825 mm	1402 x 754 x 1365 mm	1402 x 754 x 1595 mm
Weight (kg)	92 kg	105 kg	125 kg	170 kg	174 kg
Order no.	575 569	575 570	575 588	575 571	575 572

				
				
FOR EURONORM OR GASTRONORM TRAYS	TTW 16-115 DEU	TTW 20-115 DEU	TTW 32-115 DZU	TTW 40-115 DZU
Model	Tray transport trolleys, double-walled, insulated, for Euronorm or Gastronorm trays			
Basic equipment	<ul style="list-style-type: none">- Double-walled, insulated, HS standard model in compliance with DIN 18865-9- Deep-drawn support ledges with spacing of 115 mm- With 2 vertical, ergonomic push handles on the left and right of the short side- Rugged, all-round bumper rail- Castors 160 mm in diameter, 4 steering castors, 2 of which have brakes, galvanised steel			
Hinged doors/cabinet compartments	1/1	1/1	2/2	2/2
Capacity	16 Euronorm or Gastro-norm trays, crosswise insertion	20 Euronorm or Gastro-norm trays, crosswise insertion	32 Euronorm or Gastro-norm trays, crosswise insertion	40 Euronorm or Gastro-norm trays, crosswise insertion
Space between ledges	115 mm	115 mm	115 mm	115 mm
Dimensions L x W x H (mm)	870 x 956 x 1365 mm	870 x 956 x 1365 mm	1452 x 956 x 1365 mm	1452 x 956 x 1595 mm
Weight (kg)	87 kg	97 kg	137 kg	155 kg
Order no.	575 573	575 574	575 575	575 576

B.PRO TRAY TRANSPORT TROLLEY FOR PASSIVE COOLING
USING EUTECTIC PLATES, DOUBLE-WALLED, INSULATED

					
					
FOR EURONORM TRAYS	TTW-PK 16-115 DZE	TTW-PK 20-115 DZE	TTW-PK 24-115 DZE	TTW-PK 24-115 DDE	TTW-PK 30-115 DDE
Model	Tray transport trolleys for passive cooling using eutectic plates, double-walled, insulated, for Euronorm trays				
Basic equipment	- Double-walled, insulated, HS standard model in compliance with DIN 18865-9 - Holders on the dividing wall for inserting eutectic plates (not included in the scope of delivery) - Deep-drawn support ledges with spacing of 115 mm - With 2 vertical, ergonomic push handles on the left and right of the short side - Rugged, all-round bumper rail - Castors 160 mm in diameter, 2 fixed castors and 2 steering castors with brakes, galvanised steel				
Eutectic plates	for 2 eutectic plates	for 3 eutectic plates	for 3 eutectic plates	for 4 eutectic plates	for 6 eutectic plates
Hinged doors/cabinet compartments	2/2	2/2	2/2	2/3	2/3
Capacity	16 Euronorm trays, lengthwise insertion	20 Euronorm trays, lengthwise insertion	24 Euronorm trays, lengthwise insertion	24 Euronorm trays, lengthwise insertion	30 Euronorm trays, lengthwise insertion
Space between ledges	115 mm	115 mm	115 mm	115 mm	115 mm
Dimensions L x W x H (mm)	1115 x 754 x 1365 mm	1115 x 754 x 1595 mm	1115 x 754 x 1825 mm	1537 x 754 x 1365 mm	1537 x 754 x 1595 mm
Weight (kg)	125 kg	136 kg	152 kg	180 kg	203 kg
Order no.	575 577	575 578	575 589	575 579	575 580
FOR GASTRO-NORM TRAYS	TTW-PK 16-115 DZG	TTW-PK 20-115 DZG	TTW-PK 24-115 DZG	TTW-PK 24-115 DDG	TTW-PK 30-115 DDG
Model	Tray transport trolleys for passive cooling using eutectic plates, double-walled, insulated, for Gastronorm trays				
Basic equipment	- Double-walled, insulated, HS standard model in compliance with DIN 18865-9 - Holders on the dividing wall for inserting eutectic plates (not included in the scope of delivery) - Deep-drawn support ledges with spacing of 115 mm - With 2 vertical, ergonomic push handles on the left and right of the short side - Rugged, all-round bumper rail - Castors 160 mm in diameter, 2 fixed castors and 2 steering castors with brakes, galvanised steel				
Eutectic plates	for 2 eutectic plates	for 3 eutectic plates	for 3 eutectic plates	for 4 eutectic plates	for 6 eutectic plates
Hinged doors/cabinet compartments	2/2	2/2	2/2	2/3	2/3
Capacity	16 Gastronorm trays, lengthwise insertion	20 Gastronorm trays, lengthwise insertion	24 Euronorm trays, lengthwise insertion	24 Euronorm trays, lengthwise insertion	30 Gastronorm trays, lengthwise insertion
Space between ledges	115 mm	115 mm	115 mm	115 mm	115 mm
Dimensions L x W x H (mm)	1025 x 754 x 1365 mm	1025 x 754 x 1595 mm	1025 x 754 x 1825 mm	1402 x 754 x 1365 mm	1402 x 754 x 1595 mm
Weight (kg)	112 kg	127 kg	145 kg	171 kg	190 kg
Order no.	575 581	575 582	575 590	575 583	575 584

		
		
FOR EURONORM OR GASTRONORM TRAYS	TTW-PK 32-115 DZU	TTW-PK 40-115 DZU
Model	Tray transport trolleys, for passive cooling using 2 eutectic plates, double-walled, insulated, for Euronorm or Gastronorm trays	Tray transport trolleys, for passive cooling using 3 eutectic plates, double-walled, insulated, for Euronorm or Gastronorm trays
Basic equipment	- Double-walled, insulated, HS standard model in compliance with DIN 18865-9 - Model with dividing wall for inserting eutectic plates (not included in scope of delivery) - Deep-drawn support ledges with spacing of 115 mm - With 2 vertical, ergonomic push handles on the left and right of the short side - Rugged, all-round bumper rail - Castors 160 mm in diameter, 2 fixed castors and 2 steering castors with brakes, galvanised steel	
Eutectic plates	for 2 eutectic plates	for 3 eutectic plates
Hinged doors/cabinet compartments	2/2	2/2
Capacity	32 Euronorm or Gastronorm trays, crosswise insertion	40 Euronorm or Gastronorm trays, crosswise insertion
Space between ledges	115 mm	115 mm
Dimensions L x W x H (mm)	1452 x 956 x 1365 mm	1452 x 956 x 1595 mm
Weight (kg)	182 kg	205 kg
Order no.	575 585	575 586

ACCESSORIES


















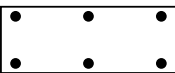
Illustration	Designation	For model	Order no.
	Eutectic plate (−12 °C), synthetic, Gastronorm-compatible	all TTW-PK	573 332
	Eutectic plate (−3 °C), synthetic, Gastronorm-compatible	all TTW-PK	568 136
	Space between ledges 115 mm w/o tip safety for compact trays	TTW for EN trays; TTW for EN and GN trays (not possible with TTW-PK U)	-
	Hygienic type H1 (only for double-walled trolley model)	TTW 16/20	-
		TTW 24/30/32/40	-
	Suitable for trolley washing systems only in connection with hygiene type H1, door model without door seal, with CNS push handle, all-round milled bumper rail castors suitable for washing systems	all TTW models	-
	Door model without door seal H1 (only for double-walled trolley model)		-
	Steering castors with central locking brake and direction brake	all TTW models	-
	Steering castors with central locking brake	all TTW models	-
	Steering castors with central direction brake	all TTW models	-
	Push handle on CNS model	all TTW models	-
	Milled all-round bumper rail made of polyethylene	all TTW models	-
	Additional milled bumper rail on top	all TTW models	-
	Additional bumper rail on body	all TTW models	-

Illustration	Designation	For model	Order no.
	Transport lock	1-door	-
		2-door	-
		3-door	-
	Draw bar and coupling made of stainless steel can be locked on the short side	TTW 16/20	-
		TTW 24/30/32/40	-
	Antistatic conveyer	all TTW models	-
	Railing, 3-sided, made of stainless steel	TTW 16/20	-
		TTW 24/30/32/40	-
	Railing on 4 sides, made of stainless steel	TTW 16/20	-
		TTW 24/30/32/40	-
not shown	Film removed protective film removed ex works	all TTW models	-

CASTORS

Castor arrangement	Designation	For model
	Castors with galvanised steel housing, 160 mm in diameter 4 steering castors, 2 of which have brakes	all TTW models
	Castors with galvanised steel housing, 200 mm in diameter 2 fixed and 2 steering castors with brakes	all TTW models
	Castors with galvanised steel housing, 200 mm in diameter 4 steering castors, 2 of which have brakes	all TTW models
	Stainless-steel castors with elastic tyres, 160 mm in diameter either 2 fixed and 2 steering castors or 4 steering castors, 2 of which have brakes	all TTW models
	Stainless-steel castors with elastic tyres, 200 mm in diameter either 2 fixed and 2 steering castors or 4 steering castors, 2 of which have brakes	all TTW models
	Stainless-steel castors with elastic tyres, 160 mm in diameter either 2 fixed and 2 steering castors or 4 steering castors, 2 of which have brakes	only for model Suitable for trolley washing systems
	Stainless-steel castors with elastic tyres, 200 mm in diameter suitable for trolley washing systems, either 2 fixed and 2 steering castors or 4 steering castors, 2 of which have brakes	only for model Suitable for trolley washing systems
	Stainless-steel castors with elastic tyres, 160 mm in diameter 4 steering castors in the outer corners of the trolley, 2 of which have brakes, 2 fixed castors at centre of long side	TTW for EN trays; TTW for GN trays; TTW for 32/40 EN and GN trays
	Stainless-steel castors with elastic tyres, 200 mm in diameter 4 steering castors in the outer corners of the trolley, 2 of which have brakes, 2 fixed castors at centre of long side	TTW for EN trays; TTW for GN trays; TTW for 32/40 EN and GN trays
	Stainless-steel castors with elastic tyres, 160 mm in diameter Castor arrangement D: suitable for trolley washing systems, 4 steering castors on outer corners of the trolley, 2 of which have brakes, 2 fixed castors at centre of long side	only for model Suitable for trolley washing systems
	Stainless-steel castors with elastic tyres, 200 mm in diameter Castor arrangement D: suitable for trolley washing systems, 4 steering castors on outer corners of the trolley, 2 of which have brakes, 2 fixed castors at centre of long side	only for model Suitable for trolley washing systems



B.PRO
CATERING SOLUTIONS

B.PRO GmbH
B.PRO Catering Solutions
P.O. Box 13 10
75033 Oberderdingen, Germany
Phone +49 7045 44-81276
Fax +49 7045 44-81212
catering@bpro-solutions.com
www.bpro-solutions.com