



**B.PRO**  
CATERING SOLUTIONS

New  
models

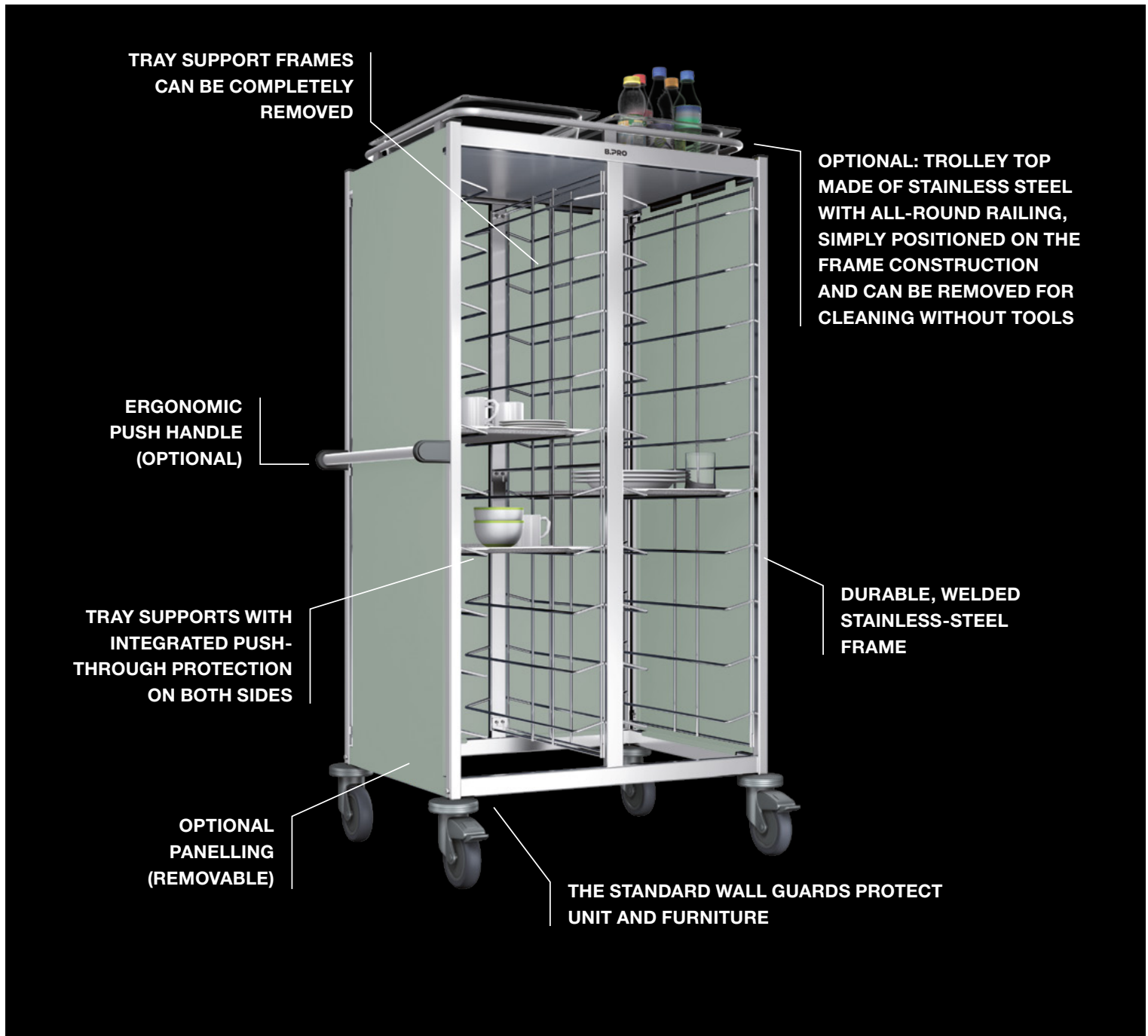
# TRAY CLEARING TROLLEYS

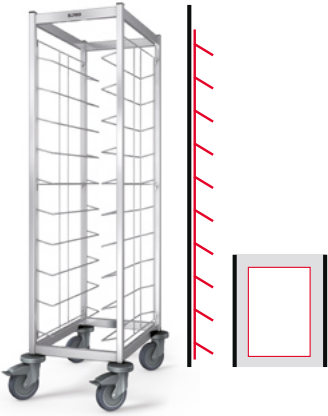
The clearers – clever assistants by B.PRO Catering Solutions.

# NEW PUSH

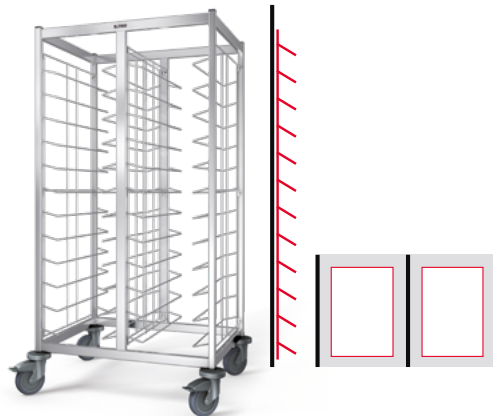
**Tray clearing trolleys** quickly ensure order in self-service areas, enabling the safe return of dishes even during the most chaotic peak times.

New models with support spacing of 75 mm reduce the number of trolleys and corresponding space required. More trays fit in the same storage area. The new models with crosswise insertion need less width space.

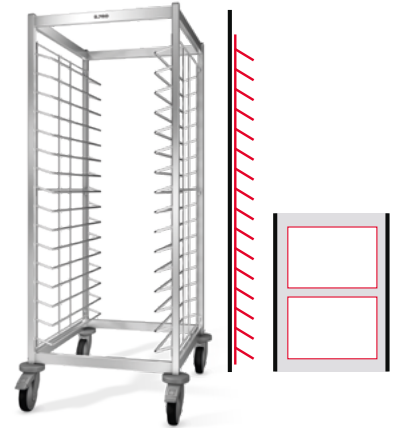




10 supports each with spacing of 125 mm, lengthwise tray insertion



12 supports each with spacing of 100 mm, lengthwise tray insertion



16 supports each with spacing of 75 mm, crosswise tray insertion

## **NEW** BEVERAGE CRATE TRANSPORT TROLLEYS, THE PERFECT COMPANIONS FOR DISH RETURN


**NEW**

### THE ADVANTAGES AT A GLANCE:

- Guests sort bottles into the appropriate crate themselves
- Saves time and removes the need for manual sorting by an employee
- Lower use of drinking glasses reduces washing requirements and thus also costs



## B.PRO TRAY CLEARING TROLLEYS



TAW 12

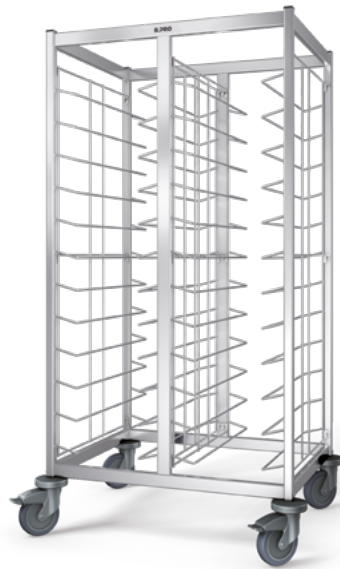



TAW 16 with accessories


NEW

NEW

Model	TAW 10 GN	TAW 10 EN	TAW 10 KN	TAW 12 GN	TAW 12 EN	TAW 12 KN	TAW 16 GN	TAW 16 EN
Model	Tray clearing trolley, 1-piece, accessible from both sides							
Gastronorm trays (530 x 325 mm)	X			X			X	
Euronorm trays (530 x 370 mm)		X			X			X
Canteen trays (460 x 344 mm)			X			X		
Dimensions L x W x H in mm	468 x 673 x 1550	513 x 673 x 1550	487 x 607 x 1550	468 x 673 x 1550	513 x 673 x 1550	487 x 607 x 1550	468 x 673 x 1550	513 x 673 x 1550
Support spacing	125 mm			100 mm			75 mm	
Capacity	10 GN trays	10 EN trays	10 KN trays	12 GN trays	12 EN trays	12 KN trays	16 GN trays	16 EN trays
Load-bearing capacity / max. load-bearing cap. per support pair	150 kg / 4,5 kg							
Castors	Synthetic castors, 125 mm dia., 4 steering castors, 2 of which have brakes							
Special features	Tray supports with integrated push-through protection on both sides, tray support frame completely removable							
Material	Made of corrosion-resistant steel							
Order No.	<b>574 240</b>	<b>574 241</b>	<b>574 242</b>	<b>574 325</b>	<b>574 326</b>	<b>574 327</b>	<b>575 361</b>	<b>575 362</b>



TAW 2 x 12



TAW 2 x 16 with accessories


NEW

NEW

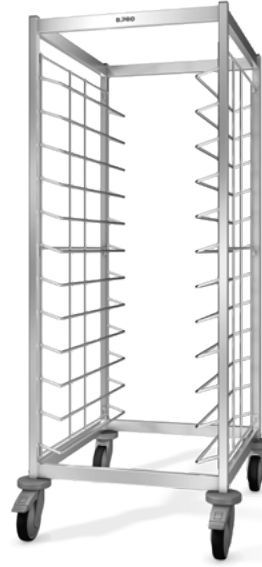
Model	TAW 2 x 10 GN	TAW 2 x 10 EN	TAW 2 x 10 KN	TAW 2 x 12 GN	TAW 2 x 12 EN	TAW 2 x 12 KN	TAW 2 x 16 GN	TAW 2 x 16 EN
Model	Tray clearing trolley, 2-piece, accessible from both sides							
Gastronorm trays (530 x 325 mm)	X			X			X	
Euronorm trays (530 x 370 mm)		X			X			X
Canteen trays (460 x 344 mm)			X			X		
Dimensions L x W x H in mm	850 x 673 x 1550	940 x 673 x 1550	888 x 607 x 1550	850 x 673 x 1550	940 x 673 x 1550	888 x 607 x 1550	850 x 673 x 1550	940 x 673 x 1550
Support spacing	125 mm			100 mm			75 mm	
Capacity	20 GN trays	20 EN trays	20 KN trays	24 GN trays	24 EN trays	24 KN trays	32 GN trays	32 EN trays
Load-bearing capacity / max. load-bearing cap. per support pair	150 kg / 4,5 kg							
Castors	Synthetic castors, 125 mm dia., 4 steering castors, 2 of which have brakes							
Special features	Tray supports with integrated push-through protection on both sides, tray support frame completely removable							
Material	Made of corrosion-resistant steel							
Order No.	<b>574 243</b>	<b>574 244</b>	<b>574 245</b>	<b>574 328</b>	<b>574 329</b>	<b>574 330</b>	<b>575 363</b>	<b>575 364</b>

## B.PRO TRAY CLEARING TROLLEYS – CROSSWISE

**NEW**



TAW 20 with accessories



TAW 24

Model	TAW 20 GN	TAW 20 EN	TAW 24 GN	TAW 24 EN	TAW 32 GN	TAW 32 EN
Model	Tray clearing trolley, 1-piece, accessible from both sides, for inserting 2 trays in a row					
Gastronorm trays (530 x 325 mm)	<b>X</b>		<b>X</b>		<b>X</b>	
Euronorm trays (530 x 370 mm)		<b>X</b>		<b>X</b>		<b>X</b>
Dimensions L x W x H in mm	673 x 793 x 1550	673 x 883 x 1550	673 x 793 x 1550	673 x 883 x 1550	673 x 793 x 1550	673 x 883 x 1550
Support spacing	125 mm		100 mm		75 mm	
Capacity	20 GN trays	20 EN trays	24 GN trays	24 EN trays	32 GN trays	32 EN trays
Load-bearing capacity / max. load-bearing cap. per support pair	150 kg / 4,5 kg					
Castors	Synthetic castors, 125 mm dia., 4 steering castors, 2 of which have brakes					
Special features	Tray supports with integrated push-through protection on both sides, tray support frame completely removable					
Material	Made of corrosion-resistant steel					
Order No.	<b>575 393</b>	<b>575 396</b>	<b>575 394</b>	<b>575 397</b>	<b>575 395</b>	<b>575 398</b>



## B.PRO BEVERAGE CRATE TRANSPORT TROLLEYS

NEW



BCCT 3 with accessories




BCCT 6 with accessories

Model	BCTT 3	BCTT 6
Model	Single-compartment model for 3 beverage crates, positioned one on top of the other	Double-compartment model for 6 beverage crates, 3 per compartment, positioned one on top of the other
Dimensions (L x W x H) in mm	468 x 673 x 1550	850 x 673 x 1550
Capacity	3 beverage crates (max. 400 x 330 x 350 mm)	6 beverage crates (max. 400 x 330 x 350 mm)
Load-bearing capacity	70 kg	
Castors	Synthetic castors, 125 mm dia., 2 fixed and 2 steering castors, 2 of which have brakes	
Special features	<ul style="list-style-type: none"> <li>- Sturdy stainless-steel frame construction</li> <li>- Welded supports for beverage crates, sloped with raised edge for a secure hold</li> <li>- Optional panelling for mounting on the BCTT. Can therefore be easily removed for cleaning</li> <li>- Attachments like panelling and top can be retrofitted at any time</li> </ul>	
Material	made of corrosion-resistant steel	
Order no.	<b>575 384</b>	<b>575 385</b>

### WIDE RANGE OF ACCESSORIES (see also the following pages)

- Side panelling on 2 sides, available coloured and in stainless steel
- Side and rear wall panelling on 3 sides, available coloured and in stainless steel
- Trolley top made of stainless steel with all-round railing – creates additional storage surface


## OPTIONS AND ACCESSORIES

	Designation	For model	Colours	Order no.
<p>Panelling on 2 sides, coloured, Lime</p> 	<p><b>Side wall panelling on 2 sides, coloured</b></p> <p>Panelling parts completely removable for cleaning,</p> <p>thin sheet, electrolytically galvanised on both sides,</p> <p>powder-coated in various colours</p>	TAW 10 GN, TAW 12 GN, TAW 16 GN, TAW 10 EN, TAW 12 EN, TAW 16 EN, all BCTT	Signal white Stone grey Graphite black Lime other colours	<b>574 845</b> <b>574 854</b> <b>574 863</b> <b>574 881</b> <b>*378 441</b>
		all TAW KN	Signal white Stone grey Graphite black Lime other colours	<b>574 847</b> <b>574 856</b> <b>574 865</b> <b>574 883</b> <b>*378 443</b>
		TAW 20 GN, TAW 24 GN, TAW 32 GN	all colours	<b>*389 596</b>
		TAW 20 EN, TAW 24 EN, TAW 32 EN	all colours	<b>*389 597</b>
		<b>Side wall panelling on 2 sides, stainless steel</b> <p>Panelling parts completely removable for cleaning</p>	TAW 10 GN, TAW 12 GN, TAW 16 GN, TAW 10 EN, TAW 12 EN, TAW 16 EN, all BCTT	<b>378 450</b>
	all TAW KN		<b>378 452</b>	
	TAW 20 GN, TAW 24 GN, TAW 32 GN		<b>575 425</b>	
	TAW 20 EN, TAW 24 EN, TAW 32 EN		<b>575 426</b>	


**\*All panelling and doors are available in 12 different colours.**

## B.PRO COLOURS

### NEUTRAL COLOURS




**Graphite black**



**Traffic grey B**



**Stone grey**



**Signal white**

### LIVING COLOURS



**Broom yellow**



**Merlot red**



**Petrol green**



**Sea blue**

### FRESH COLOURS




**Candy red**



**Neomint**




**Apple green**



**Lime**








## OPTIONS AND ACCESSORIES

	Designation	For model	Colours	Order no.
 <p>Panelling on 3 sides, stainless steel</p>	<b>Side and rear wall panelling on 3 sides, coloured</b>  Panelling parts completely removable for cleaning,  thin sheet, electrolytically galvanised on both sides,  powder-coated in various colours	TAW 10 GN, TAW 12 GN, TAW 16 GN, BCTT 3	Signal white Stone grey Graphite black Lime other colours	<b>574 848</b> <b>574 857</b> <b>574 866</b> <b>574 884</b> <b>*378 444</b>
	TAW 10 EN, TAW 12 EN, TAW 16 EN	Signal white Stone grey Graphite black Lime other colours	<b>574 849</b> <b>574 858</b> <b>574 867</b> <b>574 885</b> <b>*378 445</b>	
	TAW 10 KN, TAW 12 KN	Signal white Stone grey Graphite black Lime other colours	<b>574 850</b> <b>574 859</b> <b>574 868</b> <b>574 886</b> <b>*378 446</b>	
	TAW 2 x 10 GN, TAW 2 x 12 GN, TAW 2 x 16 GN, BCTT 6	Signal white Stone grey Graphite black Lime other colours	<b>574 851</b> <b>574 860</b> <b>574 869</b> <b>574 887</b> <b>*378 447</b>	
	TAW 2 x 10 EN, TAW 2 x 12 EN, TAW 2 x 16 EN	Signal white Stone grey Graphite black Lime other colours	<b>574 852</b> <b>574 861</b> <b>574 870</b> <b>574 888</b> <b>*378 448</b>	
	TAW 2 x 10 KN, TAW 2 x 12 KN	Signal white Stone grey Graphite black Lime other colours	<b>574 853</b> <b>574 862</b> <b>574 871</b> <b>574 889</b> <b>*378 449</b>	
	TAW 20 GN, TAW 24 GN, TAW 32 GN	all colours	<b>*389 599</b>	
	TAW 20 EN, TAW 24 EN, TAW 32 EN	all colours	<b>*389 600</b>	
	<b>Side and rear wall panelling on 3 sides, stainless steel</b>  Panelling parts completely removable for cleaning	TAW 10 GN, TAW 12 GN, TAW 16 GN, BCTT 3		<b>378 453</b>
	TAW 10 EN, TAW 12 EN, TAW 16 EN		<b>378 454</b>	
	TAW 10 KN, TAW 12 KN		<b>378 455</b>	
	TAW 2 x 10 GN, TAW 2 x 12 GN, TAW 2 x 16 GN, BCTT 6		<b>378 456</b>	
	TAW 2 x 10 EN, TAW 2 x 12 EN, TAW 2 x 16 EN		<b>378 457</b>	
	TAW 2 x 10 KN, TAW 2 x 12 KN		<b>378 458</b>	
TAW 20 GN, TAW 24 GN, TAW 32 GN		<b>575 427</b>		
TAW 20 EN, TAW 24 EN, TAW 32 EN		<b>575 428</b>		

## OPTIONS AND ACCESSORIES

	Designation		For model	Order no.
Door, stainless steel  	<b>Doors, coloured</b>	1 door, hinged on the right	TAW 10 GN, TAW 12 GN, TAW 16 GN	<b>*379 935</b>
			TAW 10 EN, TAW 12 EN, TAW 16 EN	<b>*379 940</b>
			TAW 10 KN, TAW 12 KN	<b>*379 941</b>
			TAW 20 GN, TAW 24 GN, TAW 32 GN, TAW 20 EN, TAW 24 EN, TAW 32 EN	<b>*389 598</b>
		2 hinged doors	TAW 2 x 10 GN, TAW 2 x 12 GN, TAW 2 x 16 GN	<b>*379 942</b>
			TAW 2 x 10 EN, TAW 2 x 12 EN, TAW 2 x 16 EN	<b>*379 943</b>
			TAW 2 x 10 KN, TAW 2 x 12 KN	<b>*379 944</b>
	<b>Doors, stainless steel</b>	1 door, hinged on the right	TAW 10 GN, TAW 12 GN, TAW 16 GN	<b>380 026</b>
			TAW 10 EN, TAW 12 EN, TAW 16 EN	<b>380 027</b>
			TAW 10 KN, TAW 12 KN	<b>380 028</b>
			TAW 20 GN, TAW 24 GN, TAW 32 GN, TAW 20 EN, TAW 24 EN, TAW 32 EN	<b>575 429</b>
		2 hinged doors	TAW 2 x 10 GN, TAW 2 x 12 GN, TAW 2 x 16 GN	<b>380 029</b>
			TAW 2 x 10 EN, TAW 2 x 12 EN, TAW 2 x 16 EN	<b>380 030</b>
			TAW 2 x 10 KN, TAW 2 x 12 KN	<b>380 031</b>
Door with glass insert, coloured  	<b>Doors with glass insert, coloured</b>	1 door, hinged on the right	TAW 10 GN, TAW 12 GN, TAW 16 GN	<b>*380 000</b>
			TAW 10 EN, TAW 12 EN, TAW 16 EN	<b>*380 002</b>
			TAW 10 KN, TAW 12 KN	<b>*380 005</b>
		2 hinged doors	TAW 2 x 10 GN, TAW 2 x 12 GN, TAW 2 x 16 GN	<b>*380 006</b>
			TAW 2 x 10 EN, TAW 2 x 12 EN, TAW 2 x 16 EN	<b>*380 008</b>
			TAW 2 x 10 KN, TAW 2 x 12 KN	<b>*380 009</b>
	<b>Doors with glass insert, stainless steel</b>	1 door, hinged on the right	TAW 10 GN, TAW 12 GN, TAW 16 GN	<b>380 032</b>
			TAW 10 EN, TAW 12 EN, TAW 16 EN	<b>380 033</b>
			TAW 10 KN, TAW 12 KN	<b>380 034</b>
		2 hinged doors	TAW 2 x 10 GN, TAW 2 x 12 GN, TAW 2 x 16 GN	<b>380 035</b>
			TAW 2 x 10 EN, TAW 2 x 12 EN, TAW 2 x 16 EN	<b>380 036</b>
			TAW 2 x 10 KN, TAW 2 x 12 KN	<b>380 037</b>

## OPTIONS AND ACCESSORIES

	Designation	For model	Order no.
Trolley top 	<b>Stainless steel trolley top with all-round railing</b>  Roof completely removable for cleaning, stainless steel	TAW 10 GN, TAW 12 GN, TAW 16 GN, BCTT 3	<b>574 246</b>
		TAW 10 EN, TAW 12 EN, TAW 16 EN	<b>574 247</b>
		TAW 10 KN, TAW 12 KN	<b>574 248</b>
		TAW 2 x 10 GN, TAW 2 x 12 GN, TAW 2 x 16 GN, BCTT 6	<b>574 249</b>
		TAW 2 x 10 EN, TAW 2 x 12 EN, TAW 2 x 16 EN	<b>574 250</b>
		TAW 2 x 10 KN, TAW 2 x 12 KN	<b>574 251</b>
		TAW 20 GN, TAW 24 GN, TAW 32 GN	<b>575 422</b>
		TAW 20 EN, TAW 24 EN, TAW 32 EN	<b>575 423</b>
	<b>Push handle</b>  No push handle is possible in combination with hinged doors. In combination with 1 door, the handle can only be mounted on the left.	all TAW	--
	<b>Additional push-through protection (stainless steel rod)</b>  Not configurable in combination with 3-sided panelling	TAW 10, TAW 12, TAW 16	--
		TAW 2 x 10 KN, TAW 2 x 12 KN, TAW 2 x 16	--
		TAW 20, TAW 24, TAW 32	--
	<b>Castors with galvanised steel housing</b>	all TAW	--
			

## THE B.PRO GROUP

Our customers are as diverse and varied as our portfolio. To ensure we do our very best for every client, we concentrate our skills, abilities and capacities in two highly specialised business units: B.PRO Catering Solutions – Products and systems for professional commercial kitchens. ENOXX Engineering – Custom-made high-precision pieces using stainless steel, aluminium or synthetics for industry.

All business units of B.PRO hold DIN EN ISO9001:2015 certification, guaranteeing a high standard of reliability and customer orientation.

B.PRO GmbH  
B.PRO Catering Solutions  
P.O. Box 13 10  
75033 Oberderdingen  
Germany  
Phone +49 7045 44-81900  
[catering.export@bpro-solutions.com](mailto:catering.export@bpro-solutions.com)  
[www.bpro-solutions.com](http://www.bpro-solutions.com)

**B.PRO**  
CATERING SOLUTIONS